

DUNE WALKWAY INVENTORY

Seabrook, NH

Amesbury Street

Walkway Physical Condition

**Good
Condition**

Road to Beach	433 ft
Walkway Length	363 ft
Sand path to Beach	70 ft
Walkway Width	4.0 ft
Walkway Material	<ul style="list-style-type: none"> Asphalt apron Composite & Wooden planks
Surface Condition	Solid/Minimal tilting
Dune Slope	Medium
Attached pathways	
Benches	4
Additional Features	Railings & viewing platform




Andover Street

Walkway Physical Condition

Fair
Condition

Road to Beach	
Walkway Length	467 ft
Sand path to Beach	70 ft
Walkway Width	4.0 ft
Walkway Material	<ul style="list-style-type: none">Asphalt apronComposite & Wooden planks
Surface Condition	Some tilting, loose boards, overgrown brush impeding walkway
Dune Slope	Medium
Attached pathways	3
Benches	4
Additional Features	Railings and benches



Ashland Street

Walkway Physical Condition

**Good
Condition**

Road to Beach	
Walkway Length	82 ft
Sand path to Beach	70 ft
Walkway Width	5.3 ft
Walkway Material	<ul style="list-style-type: none"> Asphalt apron Composite & Wooden planks
Surface Condition	Solid/Minimal tilting
Dune Slope	Medium
Attached pathways	
Benches	4
Additional Features	Wooden posts separating walkway from driveway



Chelmsford Street

Walkway Physical Condition

Good
Condition

Road to Beach	433 ft
Walkway Length	495 ft
Sand path to Beach	87 ft
Walkway Width	4.0 ft
Walkway Material	<ul style="list-style-type: none">Asphalt apronComposite & Wooden planks
Surface Condition	Solid/Minimal tilting
Dune Slope	Medium
Attached pathways	
Benches	
Additional Features	Railings & viewing platform



Dracut Street

Walkway Physical Condition

**Good
Condition**

Road to Beach	433 ft
Walkway Length	410 ft
Sand path to Beach	88 ft
Walkway Width	4.0 ft
Walkway Material	<ul style="list-style-type: none"> Asphalt apron Composite & Wooden planks
Surface Condition	Solid/Minimal tilting
Dune Slope	Flat
Attached pathways	2
Benches	
Additional Features	




Groveland Street

Walkway Physical Condition

Fair
Condition

Road to Beach	
Walkway Length	185 ft
Sand path to Beach	81ft
Walkway Width	4.0 ft
Walkway Material	<ul style="list-style-type: none">Asphalt apronComposite & Wooden planks
Surface Condition	Some loose boards, minor tilting
Dune Slope	Medium
Attached pathways	
Benches	
Additional Features	



Haverhill Street

Walkway Physical Condition

Good
Condition

Road to Beach	433 ft
Walkway Length	308 ft
Sand path to Beach	77 ft
Walkway Width	8.0 ft
Walkway Material	<ul style="list-style-type: none"> Asphalt apron Composite & Wooden planks
Surface Condition	Solid/Minimal tilting
Dune Slope	Medium
Attached pathways	
Benches	
Additional Features	



Hudson Street

Walkway Physical Condition

Good
Condition

Road to Beach	
Walkway Length	420 ft
Sand path to Beach	60 ft
Walkway Width	4.0 ft
Walkway Material	<ul style="list-style-type: none">• Asphalt apron• Composite & Wooden planks
Surface Condition	Solid/Minimal tilting toward crest of the dune
Dune Slope	Medium
Attached pathways	
Benches	
Additional Features	birdhouses



Lawrence Street

Walkway Physical Condition

Good
Condition

Road to Beach	
Walkway Length	415 ft
Sand path to Beach	89 ft
Walkway Width	4.0 ft
Walkway Material	<ul style="list-style-type: none">Asphalt apronComposite & Wooden planks
Surface Condition	Solid/Minimal tilting
Dune Slope	Medium
Attached pathways	2
Benches	
Additional Features	Nonslip material



Lowell Street

Walkway Physical Condition

Good
Condition

Road to Beach	
Walkway Length	430 ft
Sand path to Beach	70 ft
Walkway Width	4.0 ft
Walkway Material	<ul style="list-style-type: none">• Asphalt apron• Composite & Wooden planks
Surface Condition	Solid/Minimal tilting
Dune Slope	Flat
Attached pathways	2
Benches	
Additional Features	Viewing point with benches



Merrimack Street

Walkway Physical Condition

Fair
Condition

Road to Beach	
Walkway Length	380 ft
Sand path to Beach	94 ft
Walkway Width	4.0 ft
Walkway Material	<ul style="list-style-type: none">• Asphalt apron• Composite & Wooden planks
Surface Condition	Loose boards
Dune Slope	Flat / windy
Attached pathways	3 with others seen adjacent
Benches	1
Additional Features	



Methuen Street

Walkway Physical Condition

Good
Condition

Road to Beach

Walkway Length

453 ft

Sand path to Beach

89 ft

Walkway Width

4.0 ft

Walkway Material

- Asphalt apron
- Composite & Wooden planks

Surface Condition

Solid

Dune Slope

Flat

Attached pathways


2

Benches

2

Additional Features

Railings, detached section of wooden planks at end of walkway



Nashua Street

Walkway Physical Condition

Good
Condition

Road to Beach

Walkway Length

520 ft

Sand path to Beach

71 ft

Walkway Width

3.1 ft

Walkway Material

- Asphalt apron
- Composite & Wooden planks

Surface Condition

Minor tilting, some loose boards

Dune Slope

Medium

Attached pathways

1

Benches

Additional Features



Newbury Street

Walkway Physical Condition

Good
Condition

Road to Beach	
Walkway Length	102 ft
Sand path to Beach	136 ft
Walkway Width	4.0 ft
Walkway Material	<ul style="list-style-type: none">Asphalt apronComposite & Wooden planks
Surface Condition	Newer
Dune Slope	Medium
Attached pathways	
Benches	
Additional Features	Lights along walkway



New Hampshire Street

Walkway Physical Condition

Good
Condition

Road to Beach

Walkway Length

239 ft

Sand path to Beach

NA – all sand

Walkway Width

Walkway Material

Sand path

Surface Condition

Flat

Dune Slope

None

Attached pathways

3

Benches

2

Additional Features



Tilton Street

Walkway Physical Condition

Good
Condition

Road to Beach	
Walkway Length	83 ft
Sand path to Beach	80 ft
Walkway Width	8.0 ft
Walkway Material	<ul style="list-style-type: none">Asphalt apronComposite & Wooden planks
Surface Condition	Solid
Dune Slope	NA not on a dune
Attached pathways	None
Benches	1
Additional Features	



Tyngsboro Street

Walkway Physical Condition

**Good
Condition**

Road to Beach	
Walkway Length	500 ft
Sand path to Beach	80 ft
Walkway Width	4 ft
Walkway Material	<ul style="list-style-type: none"> Asphalt apron Composite & Wooden planks
Surface Condition	Solid/Minimal tilting
Dune Slope	Medium
Attached pathways	2
Benches	3
Additional Features	

