

# FLOOD AND EMERGENCY PREPAREDNESS



MARCH 25, 2021

This project is funded, in part, by NOAA's Office of Coastal Management under the Coastal Zone Management Act in conjunction with the NH Department of Environmental Services Coastal Program

Photo source: unknown



SEABROOK-HAMPTONS  
ESTUARY ALLIANCE

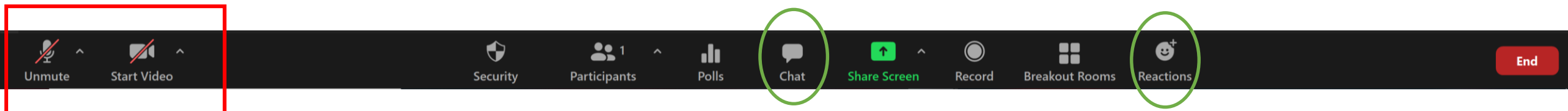
[WWW.SHEA4NH.ORG](http://WWW.SHEA4NH.ORG)



*Before we dive in.....*



- Please turn off video and remain muted
- Technical difficulties?
  - Send a private chat message to Rayann or email at [rdionne@shea4nh.org](mailto:rdionne@shea4nh.org)
- Use the Zoom chat box to ask questions or raise your hand
- A recording of the presentation will be posted at shea4nh.org



# Seabrook-Hamptons Estuary Alliance (SHEA)

*Established for the protection of coastal and aquatic resources, and the preservation of the Seabrook-Hamptons estuarine system through education, community outreach, and research.*





# Tonight's Discussion Panel




Fire Chief Jay Lord  
Hampton Falls



Fire Chief Jameson Ayotte  
Hampton



Police Chief David Hobbs  
Hampton



Police Chief Brett Walker  
Seabrook

# Tonight's Agenda



Emergency Kit



Listen to Alerts



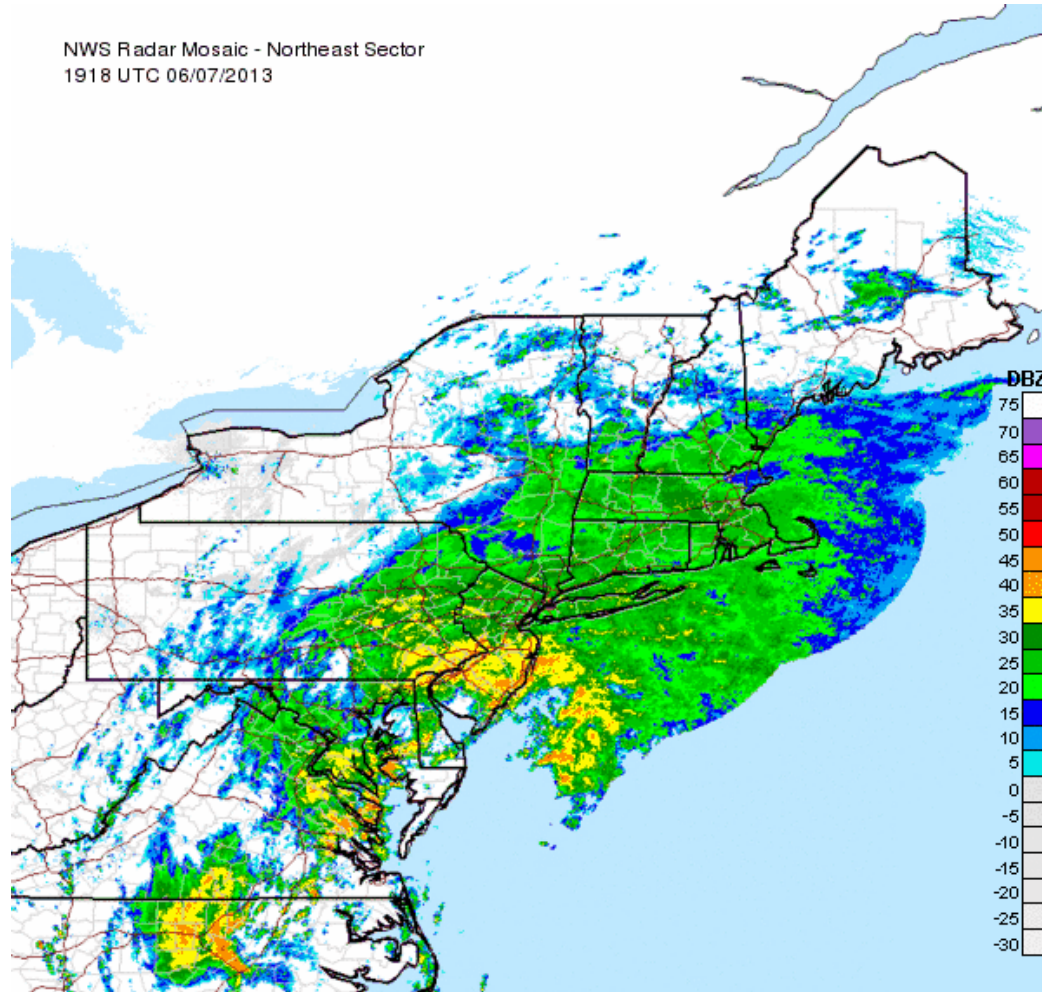
Clean-up once declared safe

Before

During

After

# Local Forecast – Heavy Rain & High Winds



# What can I do around the exterior of my home to be ready?

- Clean out roof gutters, downspouts, and check storm drains
  - Make sure downspouts are directed away from your foundation
- Secure fences and outdoor furniture
- Clear and remove dead tree limbs and branches
- Make sure windows and doors are closed properly
  - Consider boarding or taping windows if high damaging winds are expected.



# What can I do inside my home?




## QUICK ACTIONS IF FLOODING IS EXPECTED

Check weather forecasts  
and sign up for flood  
warnings



Move furniture and  
sentimental items  
upstairs



Apply PFR measures or  
use items such as tins/wellingtons  
to protect furniture



Locate your flood plan  
and restock your  
flood kit



If floodwater enters your  
property, evacuate and  
keep your family safe



Make arrangements  
for your pets



Turn off your gas,  
electric and water  
supplies



# What's the difference between a Watch and Warning?

## FLOOD WARNING

A Flood Warning is issued when flooding is **happening** or will happen soon. Some roads will be **flooded**.

**Move** to higher ground.

**Never drive** through flooded roads.

**take action.**

## FLOOD WATCH

A Flood Watch is issued when flooding is possible.

Stay tuned to radio/TV, follow **weather.gov** and be ready to seek higher ground.

Learn more at **weather.gov/flood**.

**be prepared.**



# Understand your Insurance Policies

It's critical to read and understand your insurance policies.





# Additional Flood Protection



## INVEST IN FLOOD INSURANCE

**DIY:** Did you know an inch of water can cause **\$25,000 in damage**? Talk to your agent about coverage options to adequately insure your home.



## SEAL FOUNDATION CRACKS

**DIY:** Use mortar and masonry caulk to fill foundation cracks to help **keep water out**.



## INSTALL A SUMP PUMP & BACK FLOW VALVE

**DIY:** Make sure you have a sump pump with **battery-operated backup in case of electrical failure**, and consider hiring a plumber to install a back flow valve, to push the flow of water & sewer backup away from your home.



## ELEVATE UTILITIES

**DIY:** Raise and anchor air conditioning condensers, heat pumps, water meters and other service equipment onto platforms **at least 1 foot above the potential flood elevation**. Consider raising other major appliances above the ground floor to push the flow of water & sewer backup away from your home.



## LANDSCAPE TO IMPROVE RUNOFF

**DIY:** Build up any sunken areas around the foundation, dig small depressions to properly channel water, and otherwise improve your yard so it **slopes away from your home**.



# How to Build an Emergency Kit?





# What should I do during Severe Weather?



Photos source: Chris Vlangas

# How can I receive Weather Warnings?



NOAA Weather Radio

Local TV and Radio

Wireless Emergency Alerts & Weather Apps

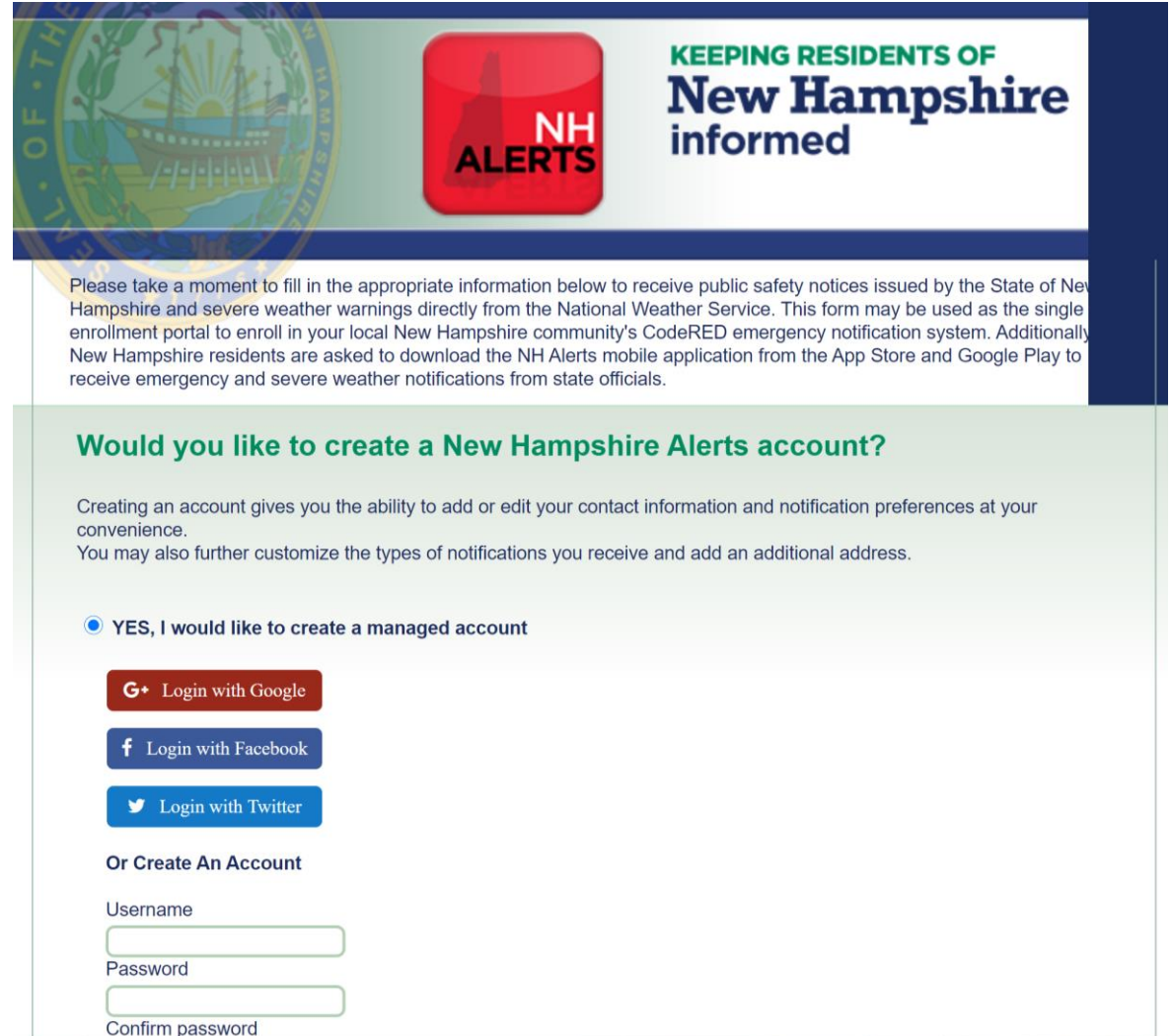
Outdoor Sirens

Internet Sites  
weather.gov

mobile.weather.gov

From Your Friends, Family and Coworkers

NOAA  
NATIONAL OCEANIC AND ATMOSPHERIC ADMINISTRATION  
U.S. DEPARTMENT OF COMMERCE



**KEEPING RESIDENTS OF New Hampshire informed**

**NH ALERTS**

Please take a moment to fill in the appropriate information below to receive public safety notices issued by the State of New Hampshire and severe weather warnings directly from the National Weather Service. This form may be used as the single enrollment portal to enroll in your local New Hampshire community's CodeRED emergency notification system. Additionally New Hampshire residents are asked to download the NH Alerts mobile application from the App Store and Google Play to receive emergency and severe weather notifications from state officials.

**Would you like to create a New Hampshire Alerts account?**

Creating an account gives you the ability to add or edit your contact information and notification preferences at your convenience.  
You may also further customize the types of notifications you receive and add an additional address.

☒ **YES, I would like to create a managed account**

**G+** Login with Google

**f** Login with Facebook

**t** Login with Twitter

**Or Create An Account**

Username

Password

Confirm password



# Should I drive through flood waters?



# Do You Really Know How Deep the Water is?

12 inches of fast-moving water can carry away a small car.

WHEN  
FLOODED  
TURN AROUND  
DON'T  
DROWN

6 inches of fast-moving water can knock over and carry away an adult.

18-24 inches of fast-moving water can carry away most large SUVs, vans and trucks.





# GENERATOR SAFETY


**DO NOT** place inside of **ANY** structure

**DO NOT** place near open windows or doors


**DO NOT** use in wet conditions

**DO NOT** refuel when hot

**DO NOT** use a wall outlet



# What should I do after Severe Weather?



# COMING HOME

*after a flood*



Your home may be contaminated with mold or sewage—wear rubber boots, rubber gloves, and goggles during cleanup.



Make sure the electricity and gas are shut off to avoid fire or getting hurt. Have an electrician check the house before turning the power back on.



Photograph flood damage for insurance purposes.



Contact your insurance agent as soon as possible to talk through your options.



# FLOOD RECOVERY TOP TIPS



CONTACT INSURANCE COMPANY STRAIGHT AWAY. KEEP A RECORD OF CONVERSATIONS & COSTS



ONLY RE-ENTER THE PROPERTY WHEN SAFE & UTILITIES HAVE BEEN CHECKED



WEAR PROTECTIVE CLOTHING AND GLOVES

MARK A LINE ON THE WALL WHERE FLOOD WATER REACHED & TAKE PHOTOS OF DAMAGE



DISINFECT HARD SURFACES & BELONGINGS. FULLY DRY OUT THE PROPERTY



CONSIDER USING PROPERTY FLOOD RESILIENCE (PFR) WHEN REINSTATING





# Useful Links

- FEMA National Flood Insurance Program - [www.floodsmart.gov/](http://www.floodsmart.gov/)
- Clean Up Safely After a Disaster - <https://www.cdc.gov/disasters/cleanup/facts.html>
- Red Cross Flood Safety Checklist - <https://rdcrss.org/3vRUq6W>
- Emergency Kit Shopping list - <https://bit.ly/3ffqllO>
- Prepare Your Health Paper Work - <https://bit.ly/3vY4Yl5>
- Food and Water Safety During Power Outages & Floods - [www.fda.gov/media/72124/download](http://www.fda.gov/media/72124/download)
- Be Ready – During and After - <https://www.cdc.gov/disasters/floods/readiness.html>
- NH Emergency Planning - <https://www.readynh.gov/emergency-plan/>
- NH Alerts - <https://public.coderedweb.com/CNE/en-US/BFC2664C2B92>

# BIRDS OF THE ESTUARY

April 21, 2021 at 7:00 pm

Let's learn together about the different kinds of birds that use the estuary's beaches, dunes, tide flats, and marshes for foraging and roosting. David Moon, Community Science & Coastal Resilience Manager for Mass Audubon North Shore, will take on us a virtual bird tour and provide useful tips for bird identification.

This is a virtual meeting  
Registration is free but required

We are offering on a first come basis  
25 free wooden birdhouse kits – sign up

This project is funded, in part, by NOAA's Office of Coastal Management under the Coastal Zone Management Act in conjunction with the NH Department of Environmental Services Coastal Program



THANK YOU

